



46" LCD MONITOR


LDT462V

- ENERGY STAR COMPLIANT
- LAN CONNECTOR (RJ45) FOR CONTROL THROUGH THE NETWORK
- BUILT-IN/INTEGRATED SPEAKERS
- INTEL OPS COMPATIBLE CARD SLOT
- COMPATIBLE WITH CRESTRON ROOMVIEW AND AMX DEVICE DISCOVERY
- 3D/HD/SD SDI BOX OPTION AVAILABLE THROUGH OPS CARD SLOT

LEADING THE EVOLUTION OF
HIGH-DEFINITION
DIGITAL SIGNAGE



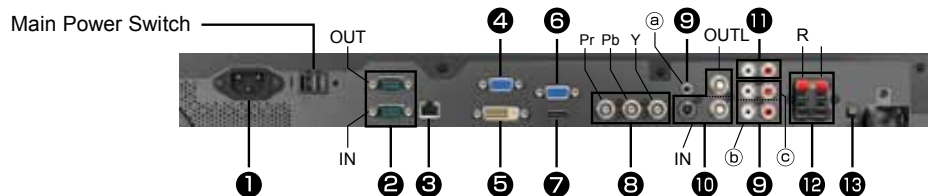
46" LCD MONITOR LDT462V



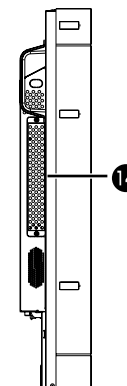
MULTIPLE STANDARD INPUT AND OUTPUT CONNECTORS

- | | | |
|---------------------------------------|----------------------------|-------------------------------|
| 1. AC IN (3-pin, with earth terminal) | 8. YPbPr IN | 11. AUDIO OUT (RCA) |
| 2. RS-232C connector (D-SUB 9-pin) | 9. AUDIO IN | 12. EXTERNAL SPEAKER TERMINAL |
| 3. LAN connector | 10. VIDEO INPUT/OUTPUT | 13. Speaker switch |
| 4. D-SUB OUT | • S-VIDEO IN | 14. Option slot |
| 5. DVI-D IN | • VIDEO IN: BNC connector | |
| 6. D-SUB IN | • VIDEO OUT: BNC connector | |
| 7. HDMI IN | | |

Rear Panel



Left Side



CLASS	46" (Diagonal) LCD Monitor
VIEWABLE IMAGE SIZE	40.1" x 22.5"
NATIVE RESOLUTION	1920 x 1080 (1080P)
ORIENTATION	Landscape / Portrait
BRIGHTNESS/LUMENS	400 cd/m ²
PIXEL PITCH	0.530 mm
CONTRAST RATIO	4000:1
DIMENSIONS (W x H x D in.)	43.0" x 25.4 x 4.7" (without stand)
WEIGHT (WITHOUT STAND)	82 lbs.
BEZEL WIDTH	1.39"
RESPONSE TIME	6.5 ms (gray to gray)
VIEWING ANGLE	Horizontal and vertical: 178°
POWER CONSUMPTION (WITHOUT SPEAKERS)	126 (Default Setting)
ESTIMATED BACKLIGHT LIFE	Up to 50,000 hours*
AUDIO SPEAKER	Built-in, 10W
TABLE STAND	Optional: ST-422V
WALL MOUNT COMPATIBILITY	Optional: 947AB, 948AB
WARRANTY	3-years parts and labor, Express Replacement Assistance, toll-free 24x7 technical support

*Results may vary depending on usage and operating environment



MITSUBISHI ELECTRIC VISUAL SOLUTIONS AMERICA, INC.
Toll Free: 888.307.0349
www.mitsubishi-presentations.com

Canada
Mitsubishi Electric Sales Canada Inc.
Information Technologies Group
Phone: 905.475.7728
www.mitsubishielectric.ca